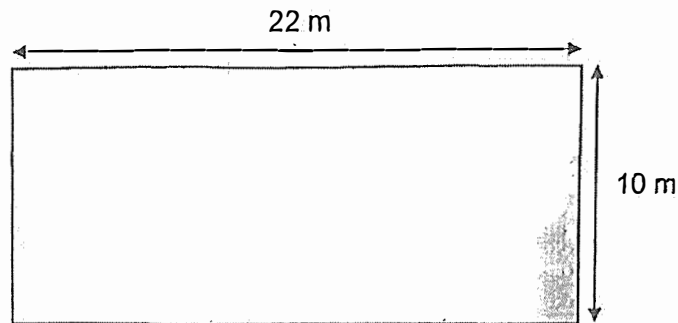


Tao Nan School
2025 P5 Mathematics Weighted Assessment 2

Name: _____ () Class: 5__ Date: _____

Mr Samy has a rectangular plot of land measuring 22 m by 10 m.



Mr Samy's plot of land (Top View)

He wants to give all the land to his 3 sons:

- The **eldest** son will get the **largest possible square** piece of land.
- The **second** son will get a plot of land that is **4 times** the area of the **youngest** son's land.

Task 1: Area of each plot of land

Show 2 different methods to calculate the area of the plot of land for each son.


Use the **working space** provided to:

- Calculate the area of land each son receives.
- Show your working clearly.
- You may use a calculator.

Method 1

Tao Nan School
2025 P5 Mathematics Weighted Assessment 2

Method 2



Area of land each son received (in m ²)	
Eldest Son	
Second Son	
Youngest Son	

Tao Nan School
2025 P5 Mathematics Weighted Assessment 2


Task 2: Land Distribution

Using the area of the plot of land for each son in Task 1, explore and draw 2 possible ways in which the land could be distributed among the 3 sons.

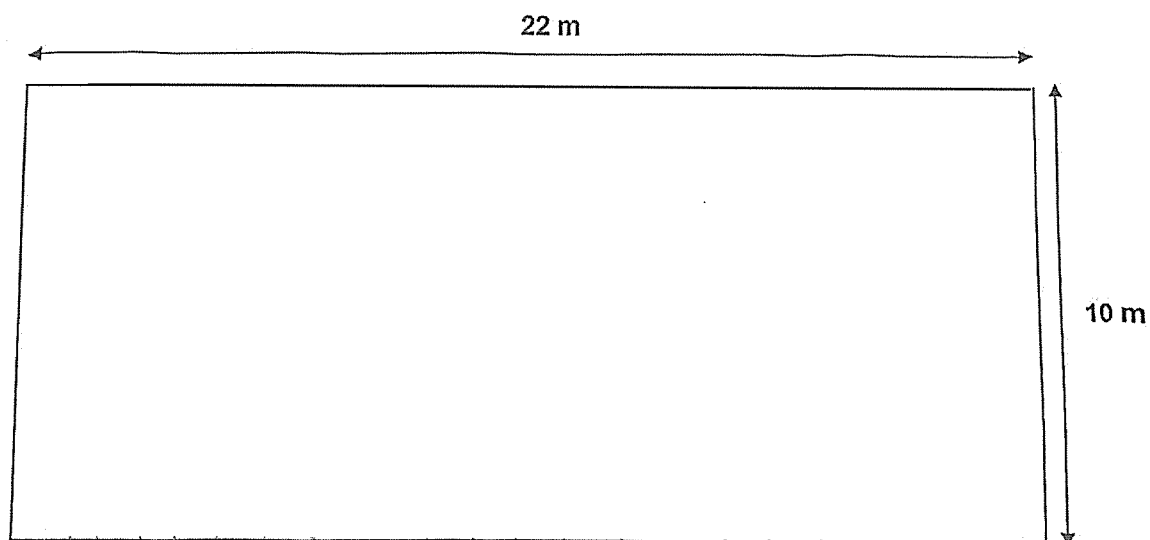
For each way:

- Draw your plan in the rectangle provided on the question paper.
- Label clearly:
 - (a) the **owner's name** (eldest son/ second son / youngest son)
 - (b) the **dimensions** of each plot of land for each son.

Working Space for Drawing 1




- **Land Distribution – Drawing 1**



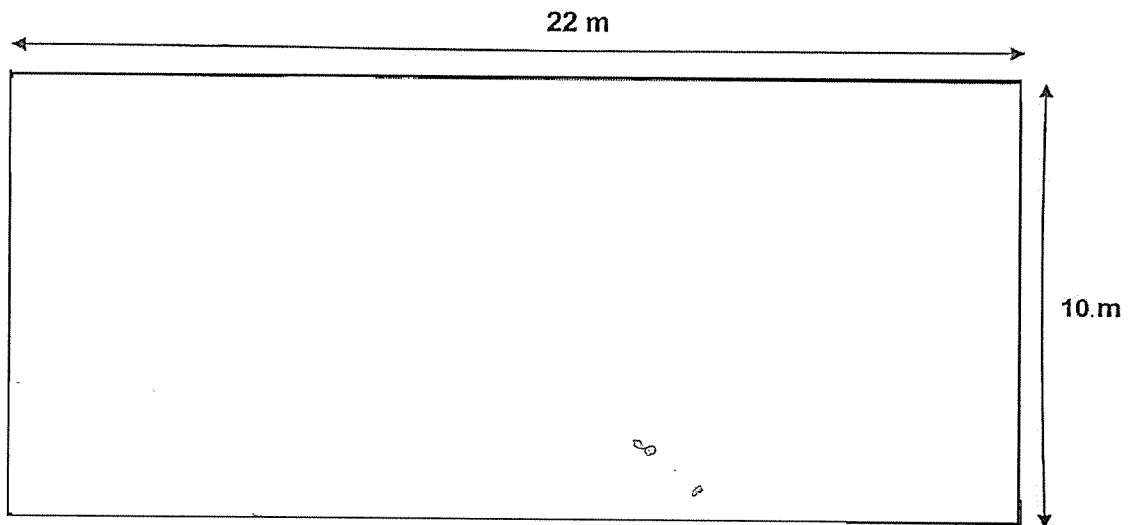
Mr Samy's plot of land (Top View)

Tao Nan School
2025 P5 Mathematics Weighted Assessment 2

Working Space for Drawing 2



- Land Distribution – Drawing 2

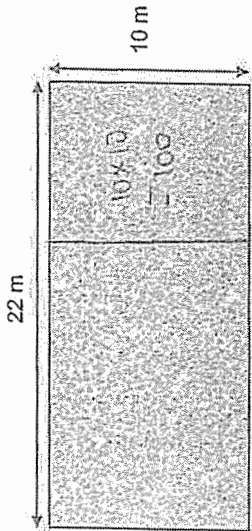


Mr Samy's plot of land (Top View)

From your 2 drawings, which one would the youngest son choose? Give a possible reason for his choice.

Name: _____ () Class: 5 Date: _____

Mr Samy has a rectangular plot of land measuring 22 m by 10 m.



Mr Samy's plot of land (Top View)

He wants to give all the land to his 3 sons:

- The eldest son will get the largest possible square piece of land.
- The second son will get a plot of land that is 4 times the area of the youngest son's land.

Task 1: Area of each plot of land

Show 2 different methods to calculate the area of the plot of land for each son.

Use the working space provided to:

- Calculate the area of land each son receives.
- Show your working clearly.
- You may use a calculator.

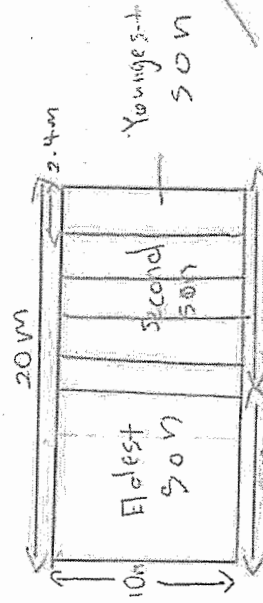
Method 1

Eldest son: $10 \times 10 = 100 \text{ m}^2$
 Second son: $2 \times 10 \times 10 = 200 \text{ m}^2$
 Youngest son: $220 \text{ m}^2 - 100 \text{ m}^2 - 200 \text{ m}^2 = 20 \text{ m}^2$
 $20 \text{ m}^2 \div 4 = 5 \text{ m}^2$
 $5 \text{ m}^2 \times 4 = 20 \text{ m}^2$
 Ans: Eldest son = 100 m^2
 Second son = 200 m^2
 Youngest son = 20 m^2

Method 2

Find the areas using dimensions $u = \text{units}$

$10 \text{ m} \times 10 \text{ m} = 100 \text{ m}^2$
 $22 \text{ m} \times 10 \text{ m} = 220 \text{ m}^2$
 $220 \text{ m}^2 - 100 \text{ m}^2 = 120 \text{ m}^2$
 $120 \div 4 = 30$
 $22 \text{ m} - 10 \text{ m} = 12 \text{ m}$
 $12 \text{ m} \div 4 = 3 \text{ m}$
 $3 \text{ m} \times 10 \text{ m} = 30 \text{ m}^2$
 $(2.4 \text{ m} \times 4) \times 10 \text{ m} = 96 \text{ m}^2$ Second son



Area of land each son received (in m ²)	
Eldest Son	100 m ²
Second Son	96 m ²
Youngest Son	24 m ²

ECF
error carried forward

Ans: Eldest son = 100 m^2
 Second son = 96 m^2
 Youngest son = 24 m^2

